



# S.140

## *InvisiblePlus*

*sistema minimalista de correr  
com soleira sob o pavimento e abertura de canto*

desenvolvido e produzido por:

**EXLABESA**   
ARCHITECTURE

sob a denominação: **CRS-140**

# LOU / ALU

# S.140 - Invisible Plus

minimalista free floor



**EXLABESA**  
ARCHITECTURE

## CRS-140

### Dados técnicos

Ensaio / Dimensões máximas / Características técnicas

#### Ensaio AEV

Janela de 2 folhas



**Permeabilidade ao ar**

UNE-EN 1026:2017; UNE-EN 12207:2017

Classe **3**



**Estanquidade à água**

UNE-EN 1027:2017; UNE-EN 12208:200

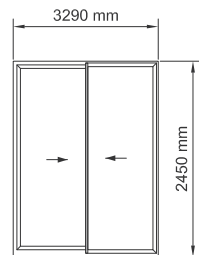
Classe **8A**



**Resistência à carga do vento**

UNE-EN 12211:2017; UNE-EN 12210:2017

Classe **C5**






#### Ensaio térmico

Sacada de 2 folhas



**Transmissão térmica**

UNE-EN ISO 10077-1:2017

Ug	Tipologia	Uw
1,2 W/m <sup>2</sup> K	 sacada de 2 folhas 6000x3000 mm	1,4 W/m <sup>2</sup> K
1,0 W/m <sup>2</sup> K	 Sacada de 2 folhas 8000x3000 mm	1,2 W/m <sup>2</sup> K
0,7 W/m <sup>2</sup> K	 Sacada de 2 folhas 8000x2700 mm	<b>1,0 W/m<sup>2</sup>K</b>

#### Ensaio acústico

Janela de 2 folhas



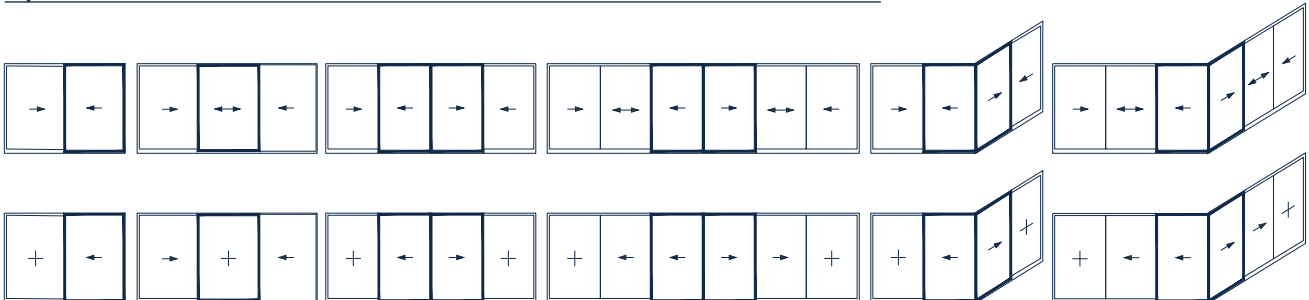
**Isolamento acústico RW**

UNE-EN ISO 10140-2:2011

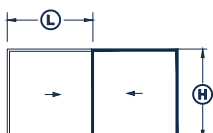
**42 dB**  
(-1,-2)

Valores pertencentes a uma janela de 2 folhas de 1600x2300 mm  
com envidraçamento de atenuação acústica 49 dB<sub>(2,4)</sub>

#### Tipos de abertura



#### Dimensões e peso máximo recomendado

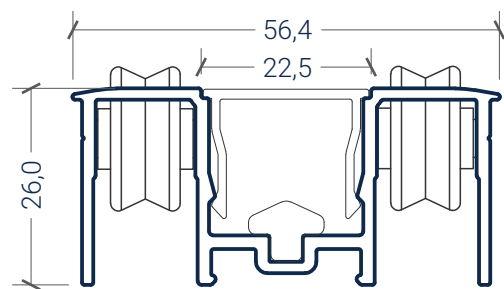
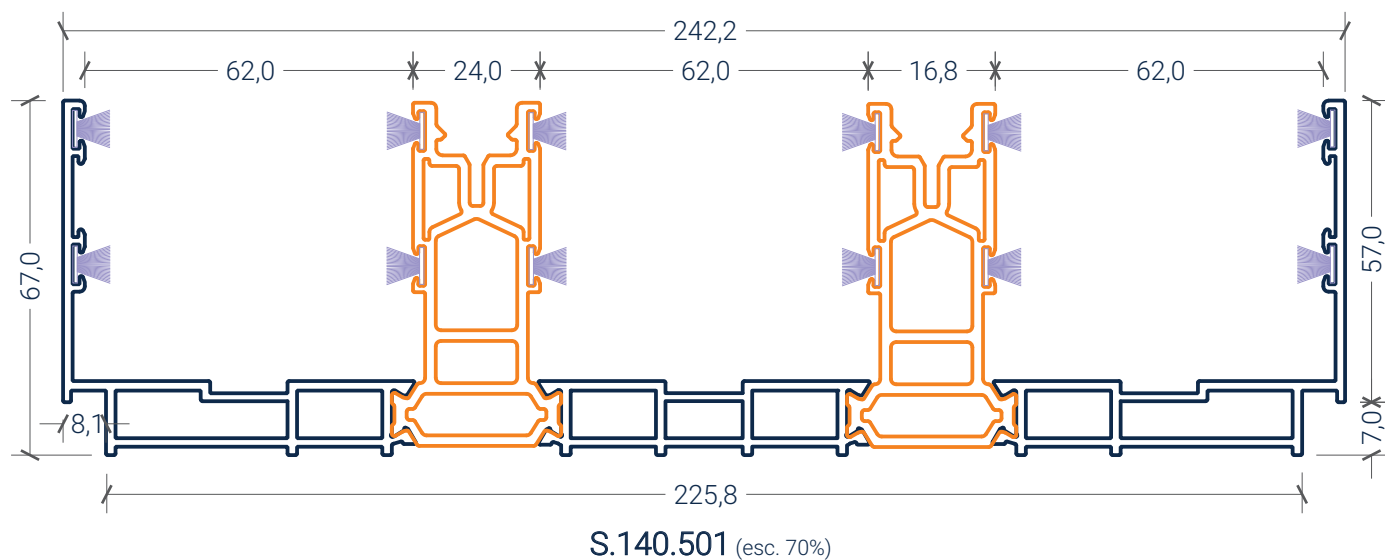
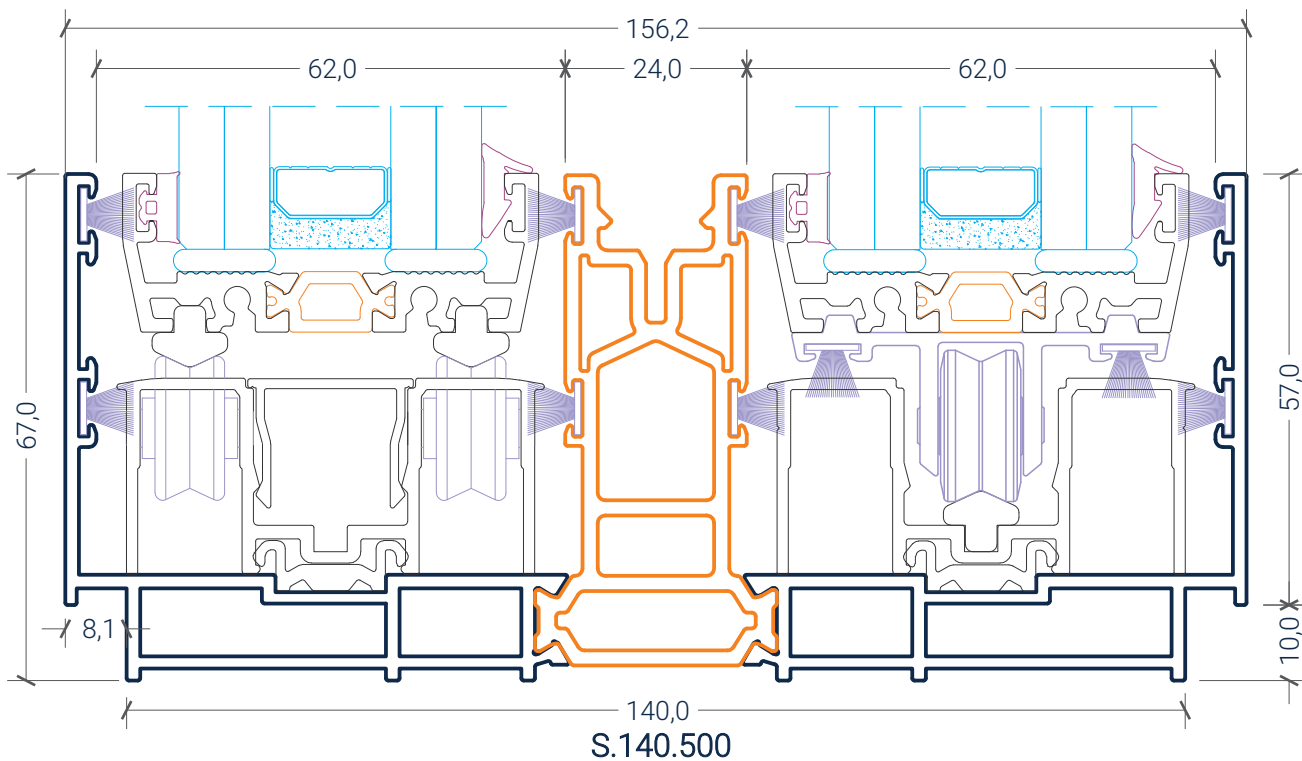


		
4000 mm	4000 mm	325 kg/m 800 kg/folha

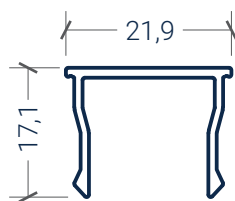
\*Dimensões máximas de vidro  
3200x4000 mm

# S.140 - Invisible Plus

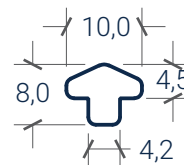
minimalista free floor



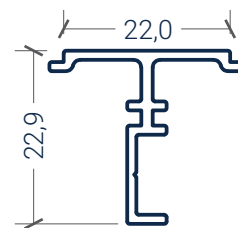
S.140.107



S.140.108



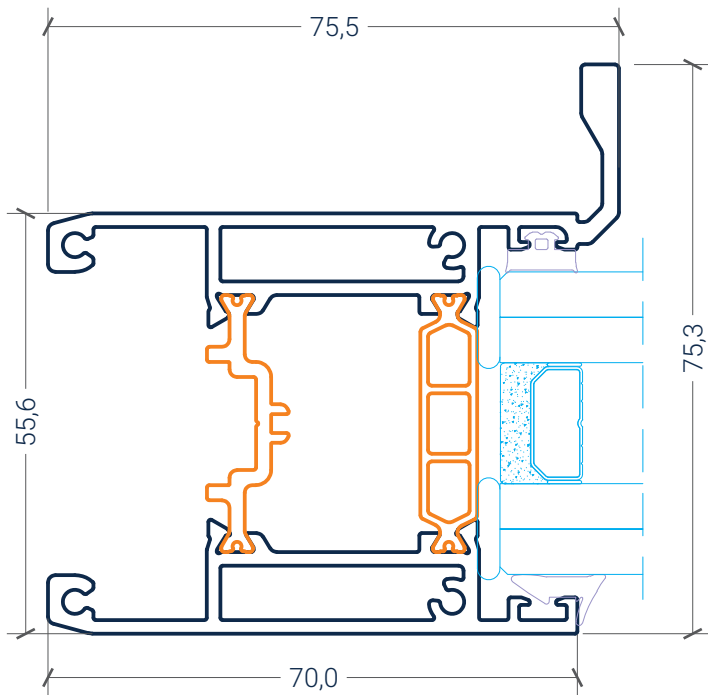
S.140.109



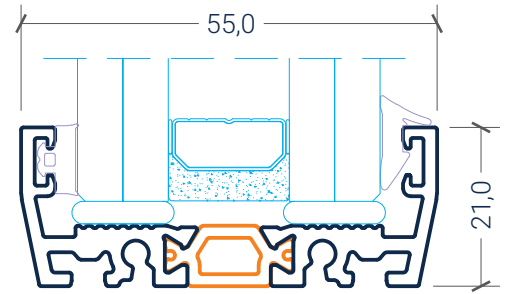
S.140.121

# S.140 - Invisible Plus

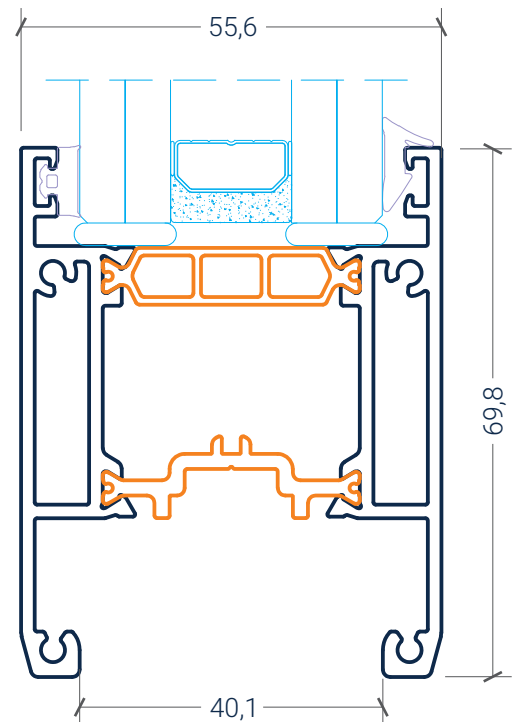
minimalista free floor



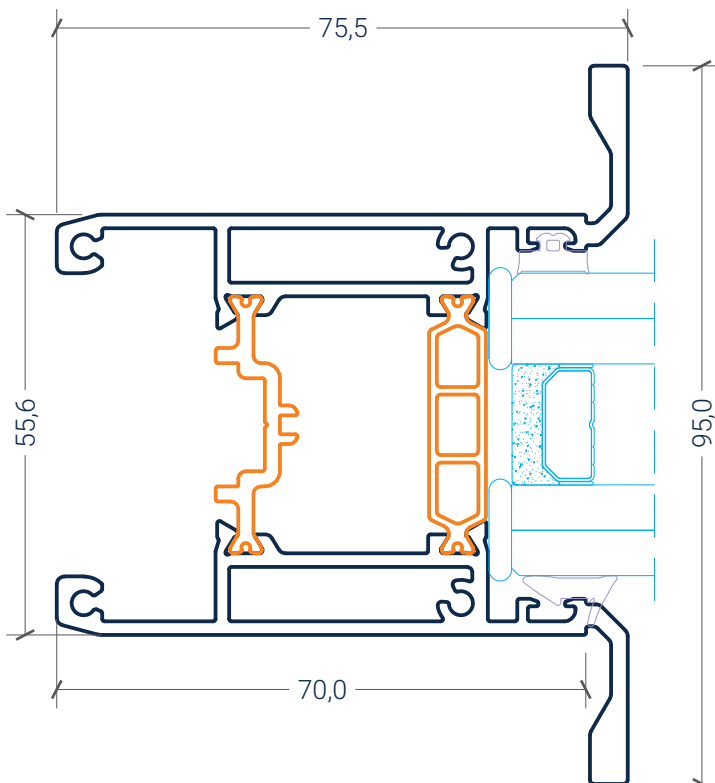
S.140.531



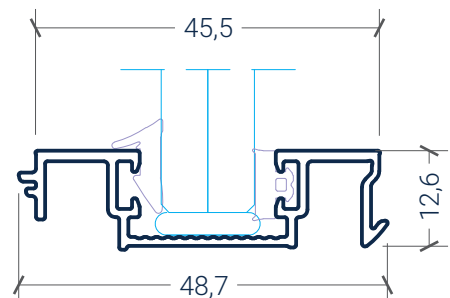
S.140.520



S.140.530



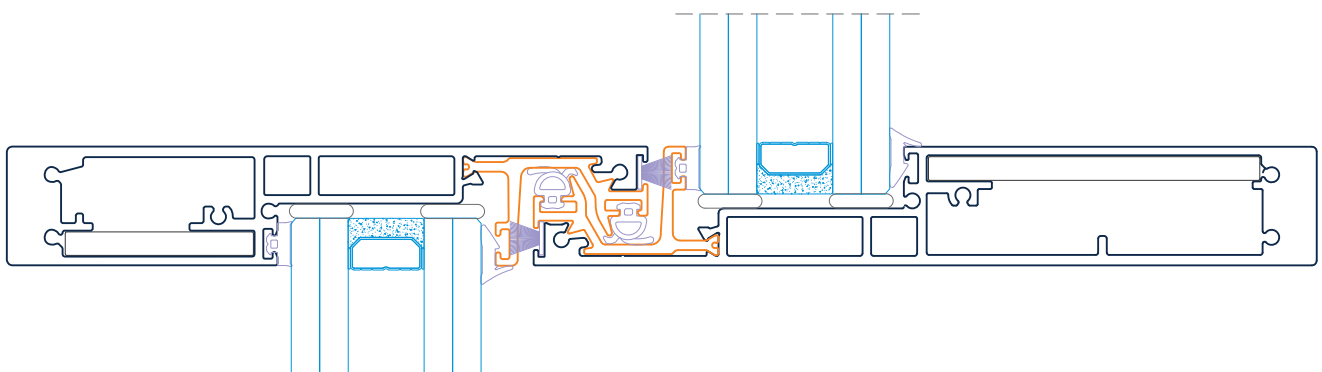
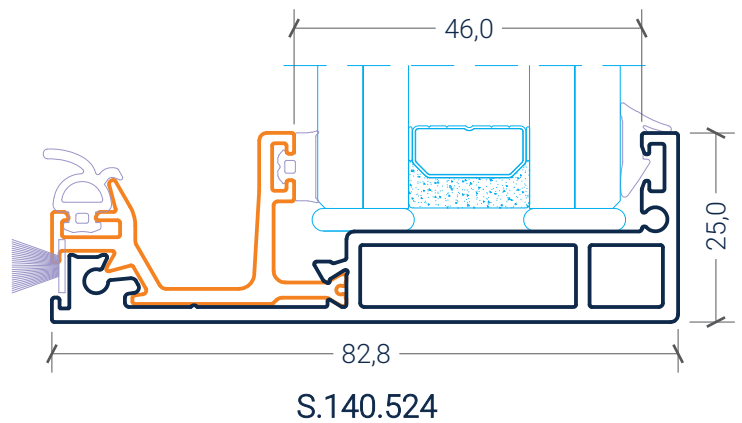
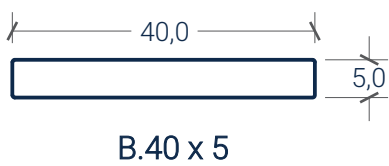
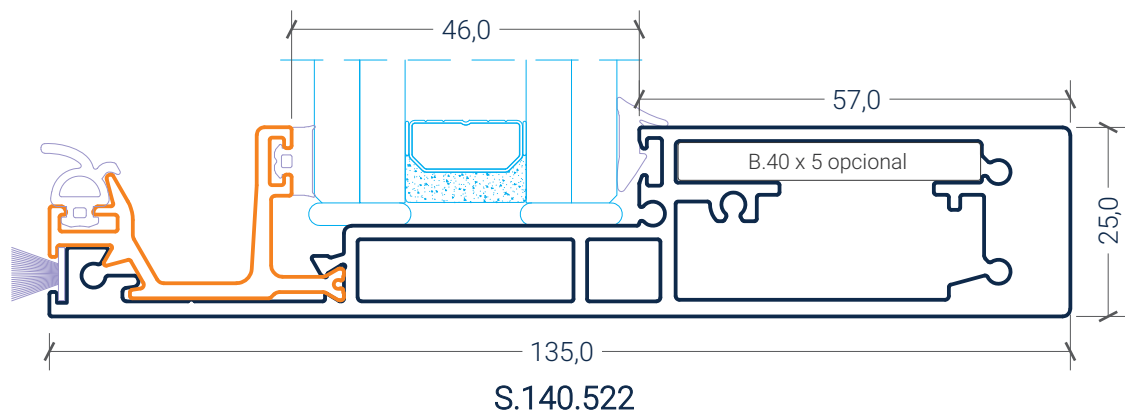
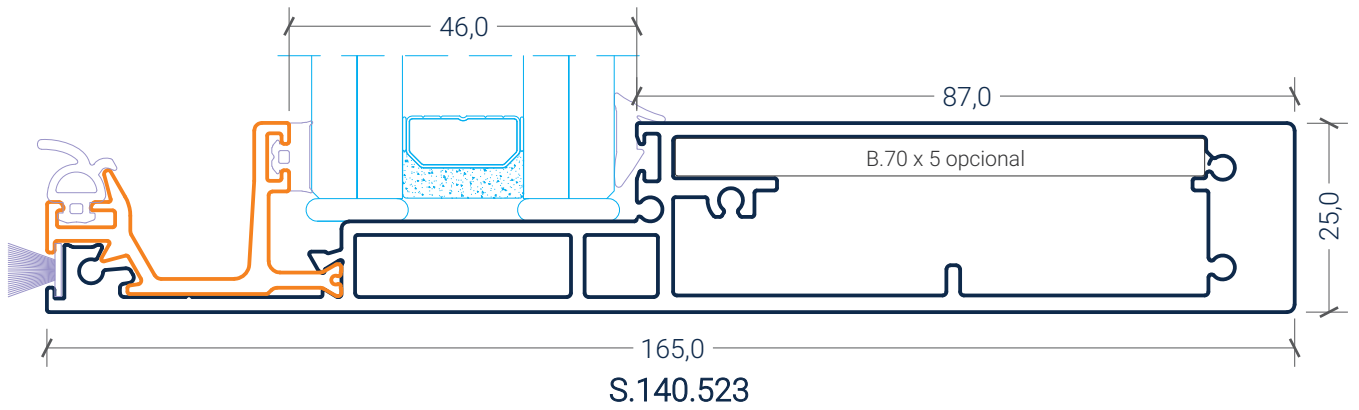
S.140.521



S.140.135

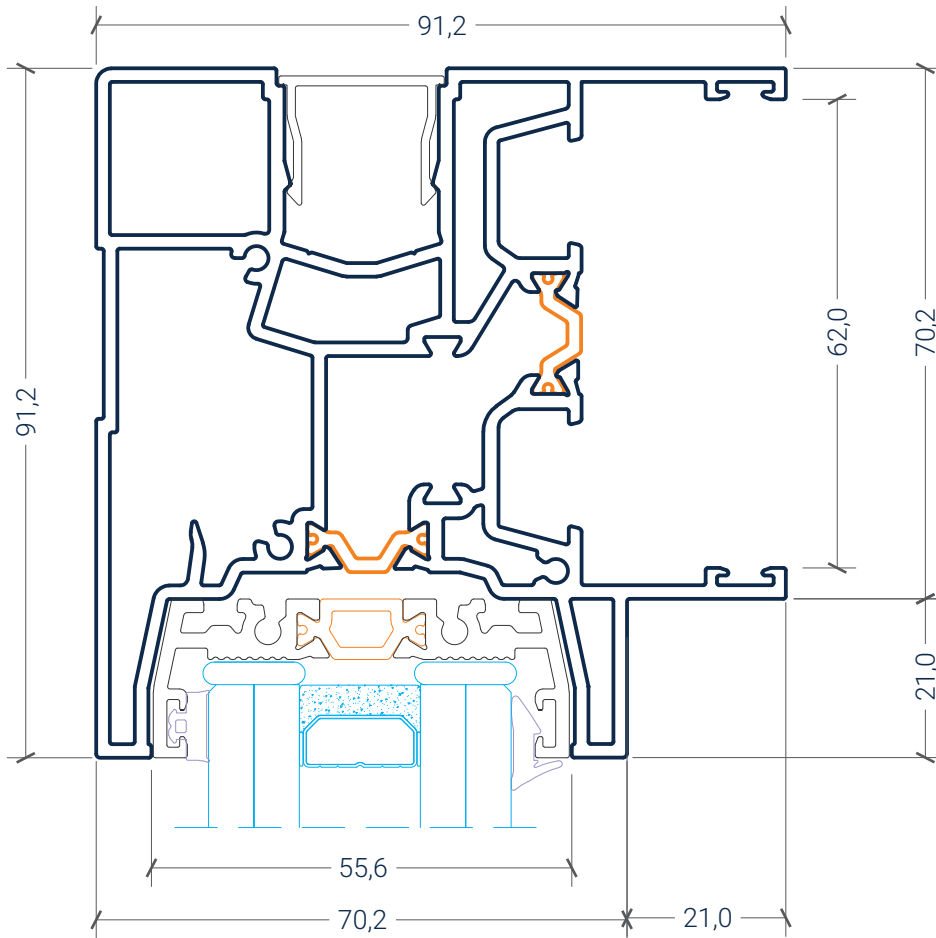
# S.140 - Invisible Plus

minimalista free floor

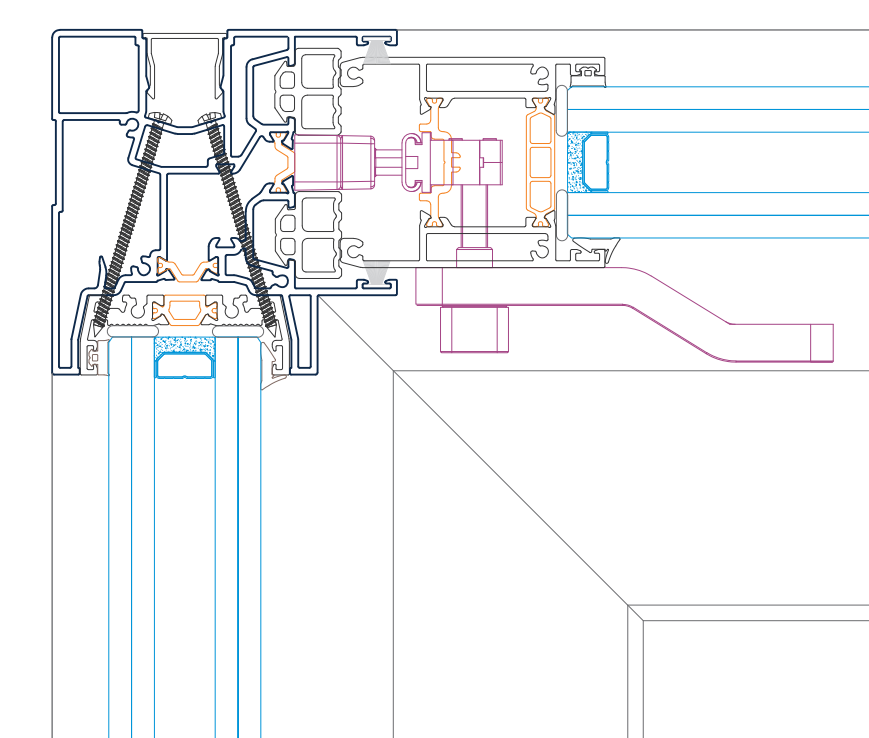


# S.140 - Invisible Plus

*minimalista free floor*

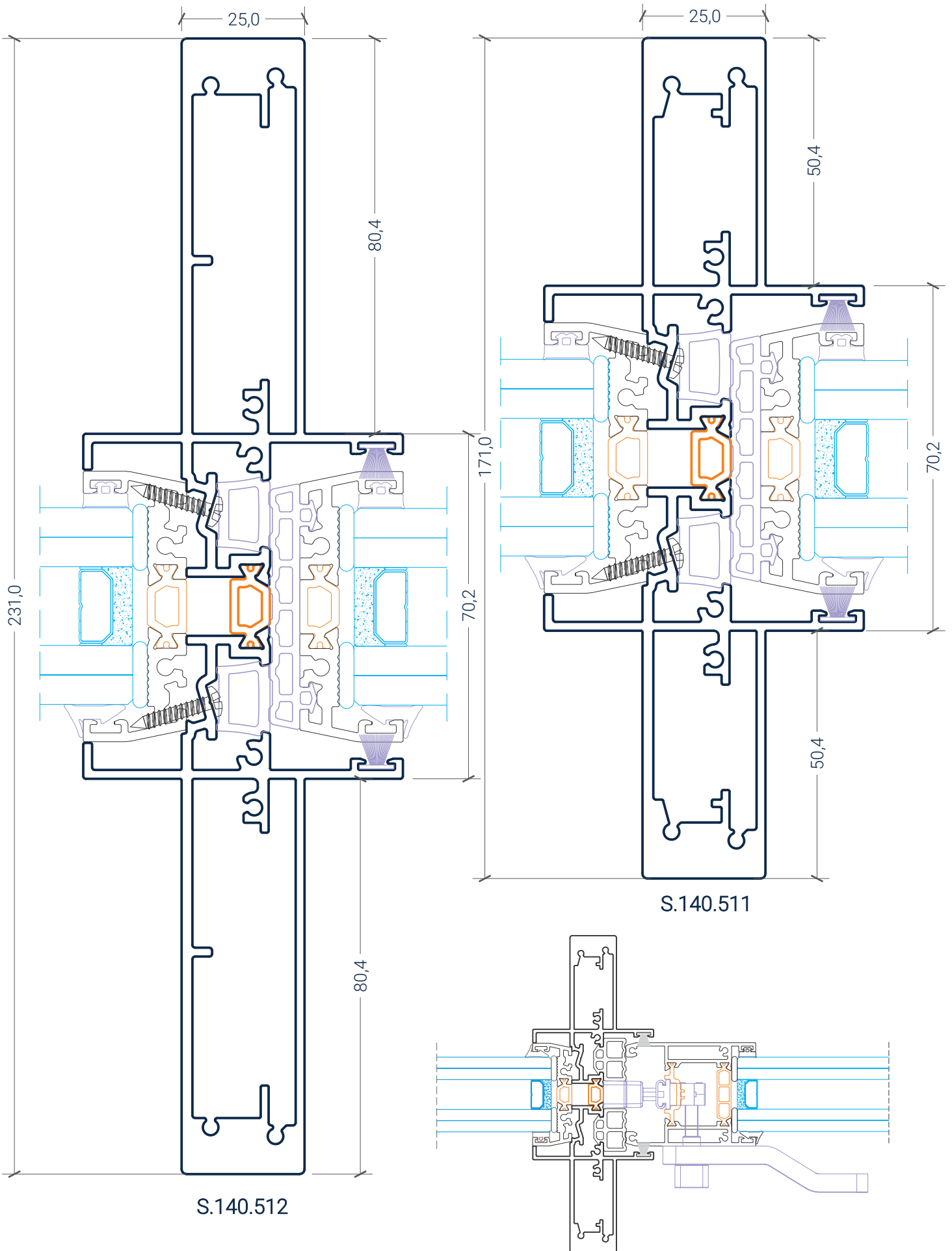


S.140.510



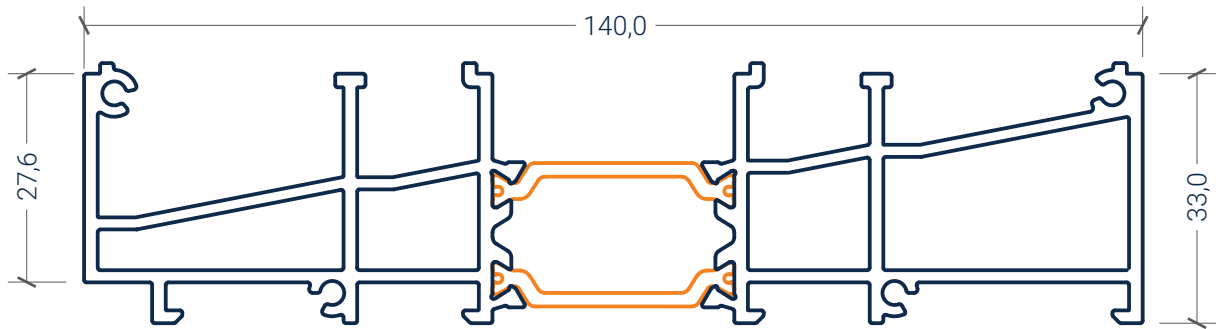
# S.140 - Invisible Plus

minimalista free floor

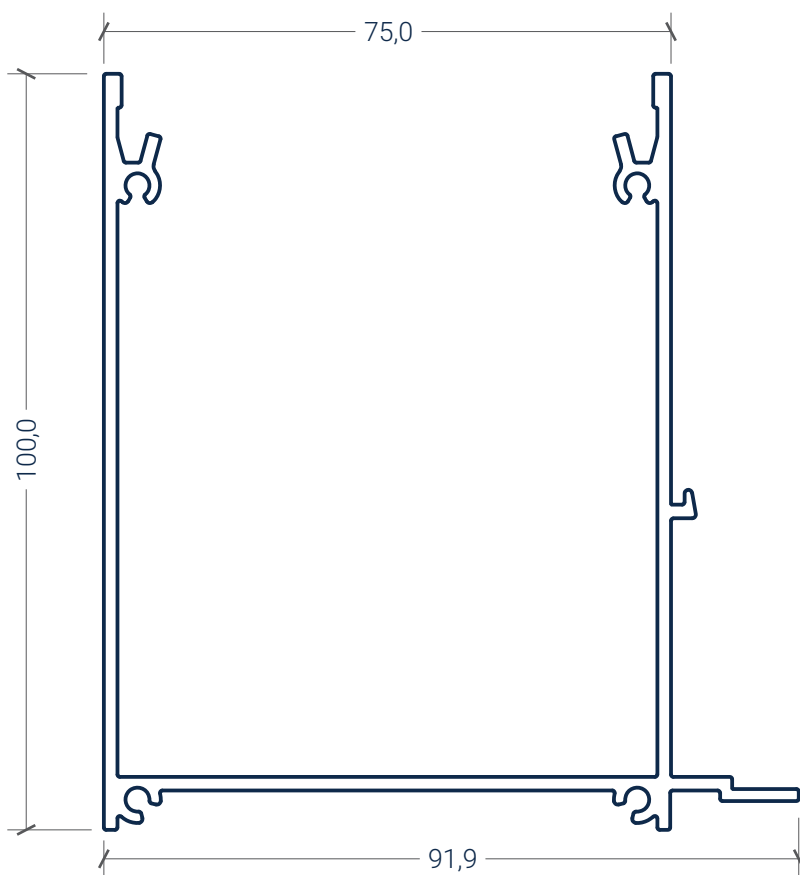


# S.140 - Invisible Plus

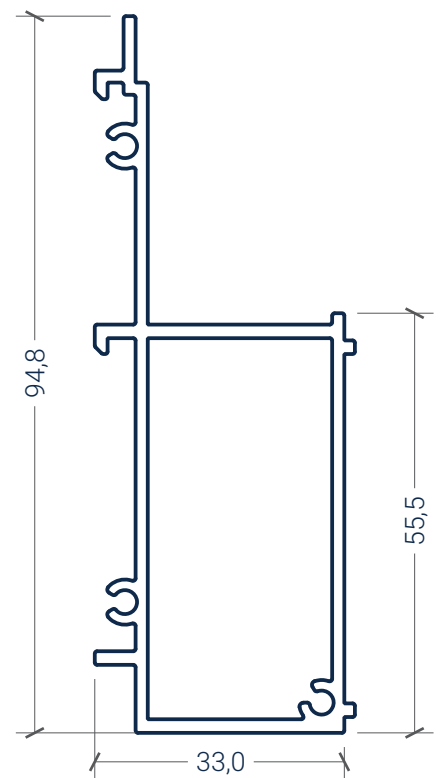
minimalista free floor



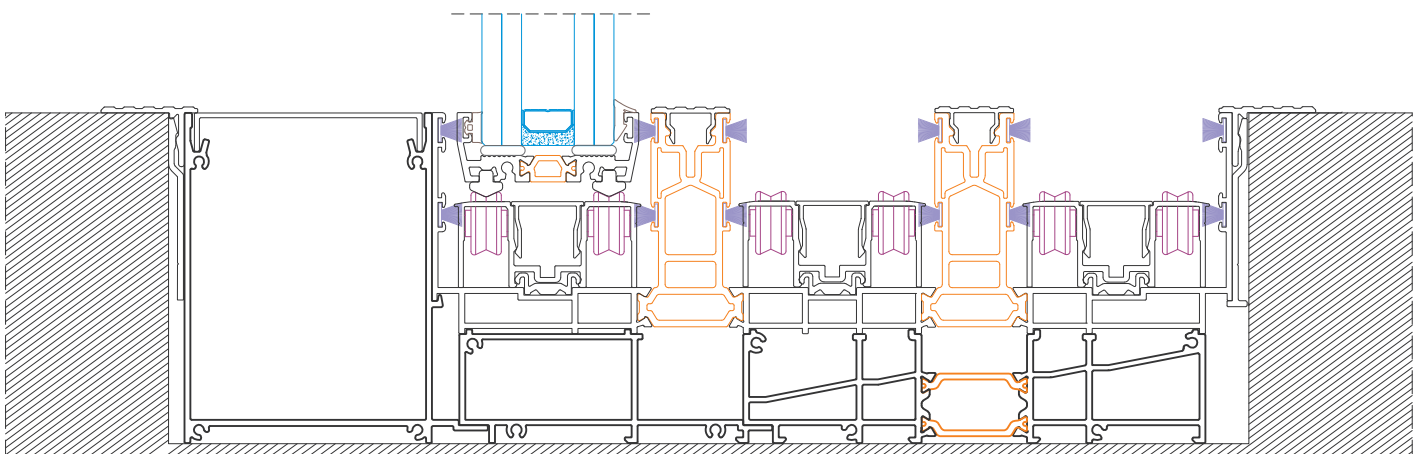
S.140.550



S.140.117



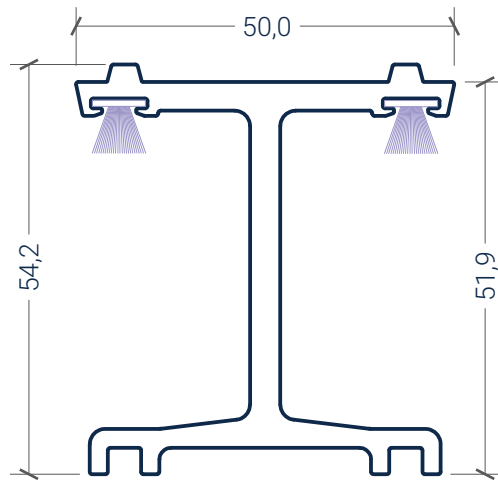
S.140.118



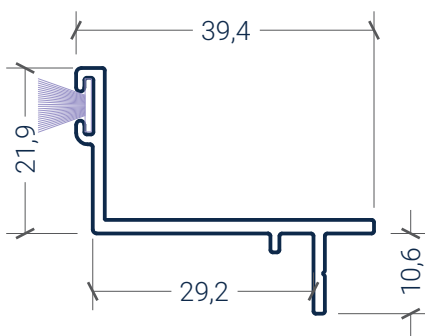


# S.140 - Invisible Plus

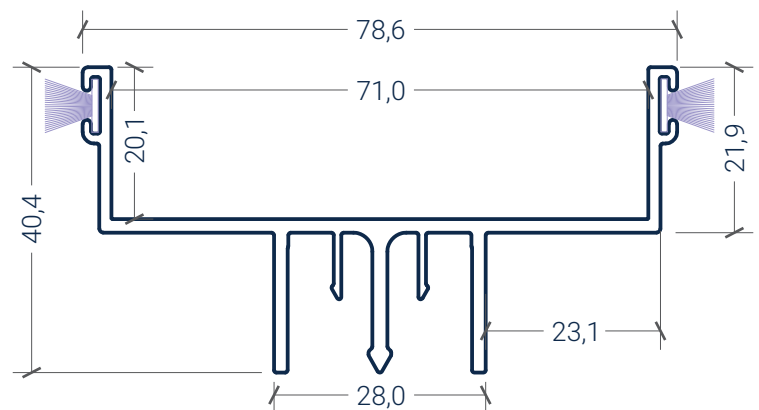
minimalista free floor



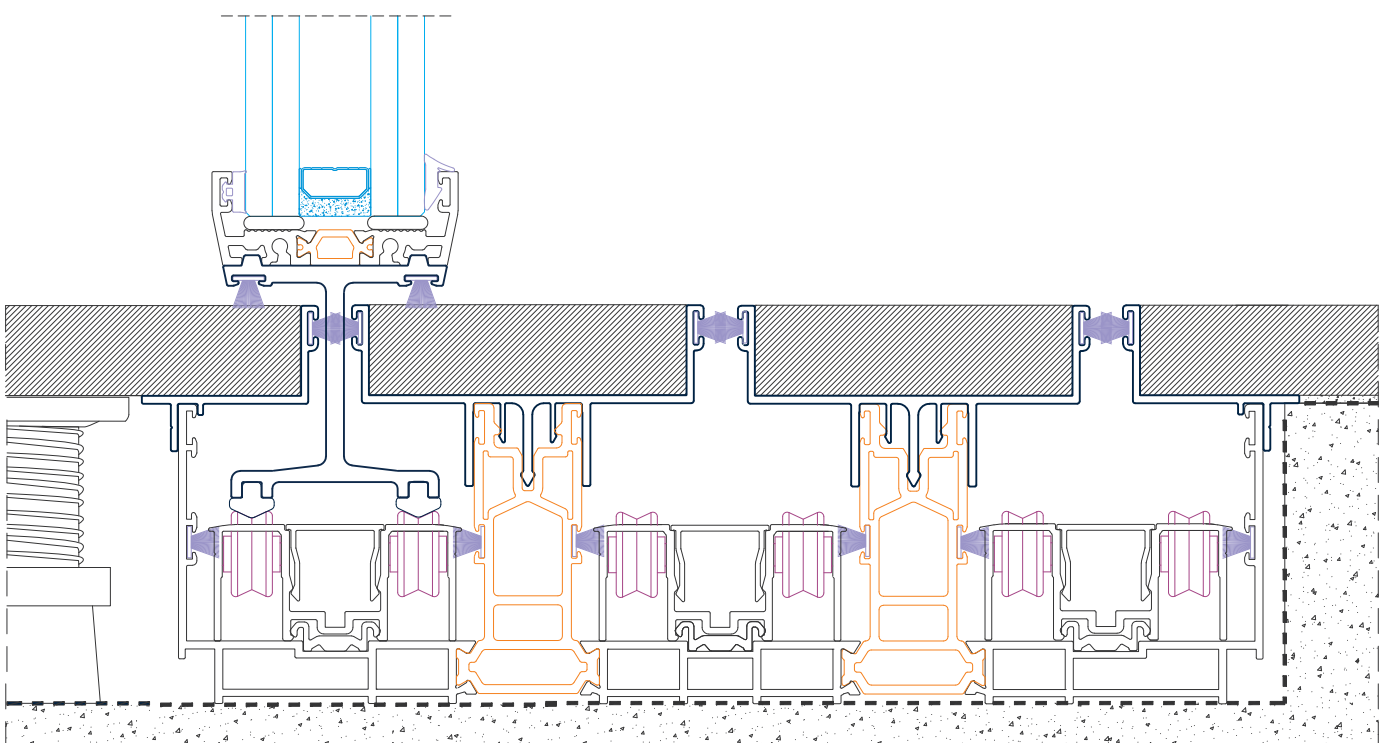
S.140.127



S.140.125

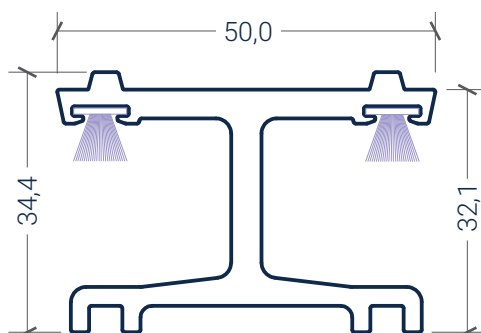


S.140.124

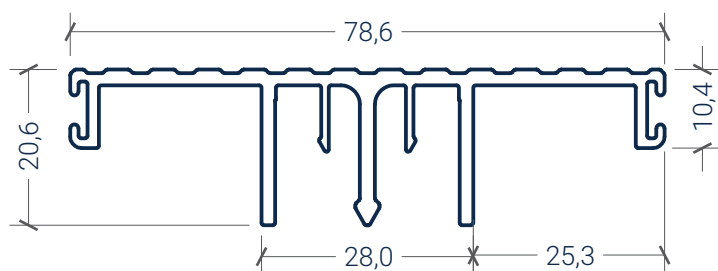


# S.140 - Invisible Plus

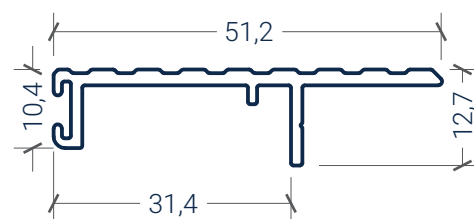
minimalista free floor



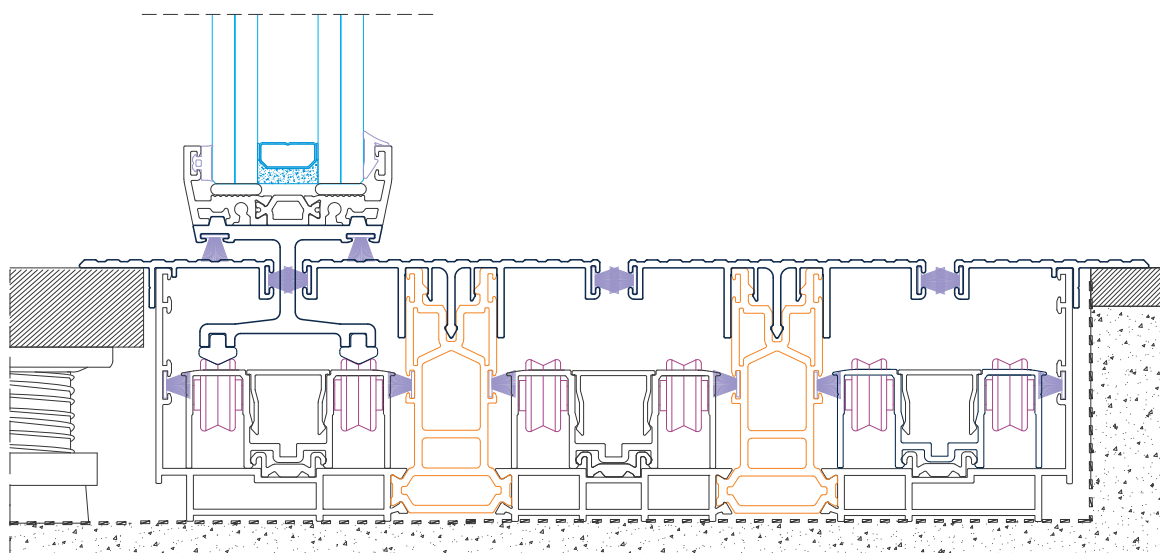
S.140.126



S.140.122

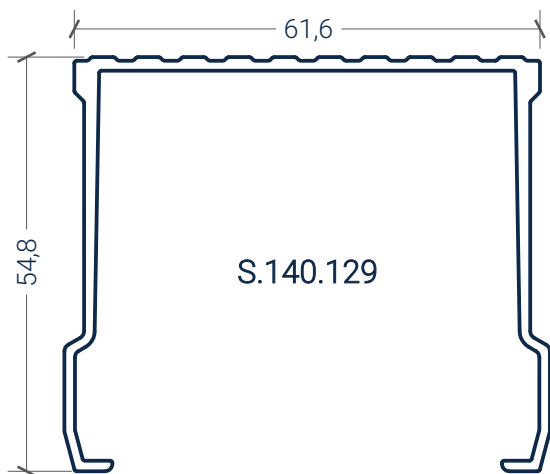


S.140.123

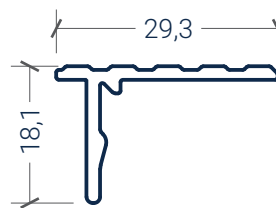


# S.140 - Invisible Plus

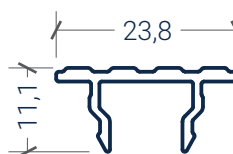
minimalista free floor



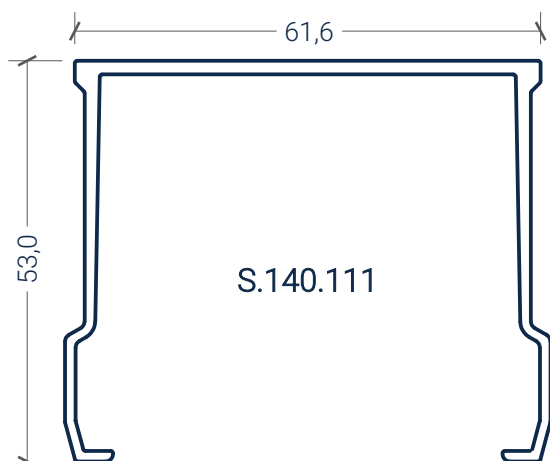
S.140.129



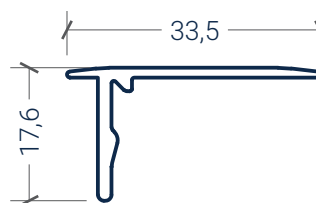
S.140.130



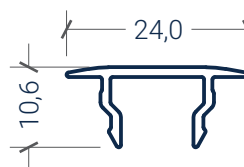
S.140.128



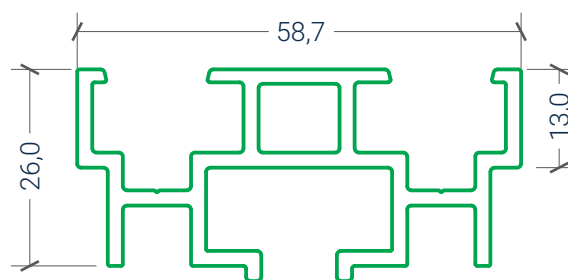
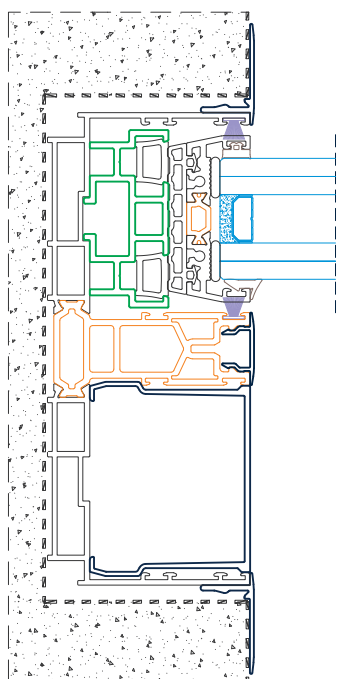
S.140.111



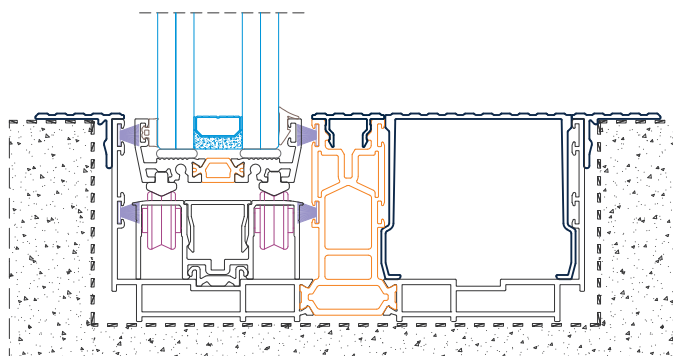
S.140.120



S.140.112



S.140.140



# S.140 - Invisible Plus

minimalista free floor



<p>EXL 112173 Esquadro aro fixo</p>	<p>EXL 152012 Esquadro alinhamento</p>	<p>EXL 112181 Esquadro perfil de canto</p>	<p>EXL 112182 Barra p/ emenda de aros</p>	<p>EXL 222290 Calço folha fixa</p>	<p>EXL 144038 Presilha do pota rolamen.</p>
<p>EXL 194140 Vedante fixo lateral</p>	<p>EXL 194174 Vedante batente lateral</p>	<p>EXL 194175 Ved. lateral folha oculta</p>	<p>EXL 194176 Ved. cruzamento folhas</p>	<p>EXL 134050 Pelúcia bi-fine -7,0x5,5</p>	<p>EXL 134049 Pelúcia bi-fine -7,0x7,0</p>
<p>EXL 110094 Ved. exterior vidro 1mm</p>	<p>EXL 110095 Ved. exterior vidro 3mm</p>	<p>EXL 110096 Ved. exterior vidro 5mm</p>	<p>EXL 110097 Ved. exterior vidro 7mm</p>	<p>EXL 194177 Ved. interior vidro 3mm</p>	<p>EXL 194200 Ved. interior vidro 5mm</p>
<p>EXL 144039 Kit cortaventos</p>	<p>EXL 144041 Topo rolamentos de folha</p>	<p>EXL 144035 Topo lateral folha</p>	<p>EXL 164044 Topo lateral inf. folha</p>	<p>EXL 164045 Topo inf. cruz. folha inter.</p>	<p>EXL 164046 Topo inf. cruz. folha exter.</p>
<p>EXL 164043 Topo lat. inf. folha oculta</p>	<p>EXL 144034 Topo lateral folha oculta</p>	<p>EXL 144043 Topo central folha exterior</p>	<p>EXL 144042 Topo central folha interior</p>	<p>EXL 144037 Topo perfil S.140.523</p>	<p>EXL 144036 Topo perfil S.140.522</p>
<p>EXL 164050 Topo enc. frontal chão livre</p>	<p>EXL 164049 Topo encontro frontal</p>	<p>EXL 164047 Topo prfil canto S.140.510</p>	<p>EXL 164052 Topo remate de canto</p>	<p>EXL 222288 Presilha da soleira</p>	<p>EXL 222289 Presilha do escoador</p>
<p>EXL 273143 Tampa Rejingot S.140.550</p>	<p>EXL 273145 Tampa Escoador S.140.517</p>	<p>EXL 273144 Tampa Complm. S.140.518</p>	<p>EXL 117001 Calço vidro 100x20x2mm</p>	<p>EXL 117002 Calço vidro 100x20x3mm</p>	<p>EXL 117003 Calço vidro 100x20x4mm</p>
<p>EXL 273002 Grelha em inox para escoador</p> <p>peças c/ 2100 mm</p>	<p>EXL 159097 Parafuso união de folhas</p>	<p>EXL 159098 Parafuso perfis do canto</p>	<p>EXL 159099 Parafuso perfis do aro</p>	<p>EXL 159100 Parafuso para grapas</p>	

# S.140 - Invisible Plus

minimalista free floor



<p>EXL 259017 Multiponto 15 - 2P/1000</p>	<p>EXL 259018 Multiponto 15 - 3P/1600</p>	<p>EXL 259019 Multiponto 15 - 4P/1800</p>	<p>EXL 259020 Multip.15 chave - 2P/1000</p>	<p>EXL 259021 Multip.15 chave - 4P/1800</p>	<p>EXL 259046 Suplem. Multip.- 1P/1000</p>
<p>EXL 127109 Quadra de 7 c/ 131mm</p>	<p>EXL 2820Cor Cermom Asa Multip. Iconic</p>	<p>EXL 2820Cor Asa Exterior Multip. Iconic</p>	<p>EXL 2820Cor Conch exter Multip. Iconic</p>	<p>EXL 1271Cor Remate cilindro interior</p>	<p>EXL 1271Cor Remate cilindro exterior</p>
<p>EXL 2200Cor Crem. Multip. Iconic centr</p>	<p>EXL 2200Cor Crem. Multip. Iconic direito</p>	<p>EXL 2200Cor Crem. Multip. Iconic esquer</p>	<p>EXL 1295Cor C. Multip. Premium centr.</p>	<p>EXL 1295Cor C. Multip. Premium direito</p>	<p>EXL 1295Cor C. Multip. Premium esquer.</p>
<p>EXL 2820Cor Fecho lateral</p>	<p>EXL 2820Cor Fecho lateral Asa</p>	<p>EXL 282048 Ponto de Fecho lateral</p>	<p>EXL 282047 Ponto Fecho microventil.</p>		
<p>EXL 282001 Kit de Rolamentos de folha</p> <p>peças c/ 2000 mm</p>		<p>EXL 282002 Kit de Rolamentos de soleira</p> <p>peças c/ 1500 mm</p>			

<p>EXL 149012 Gabarit esq. e barra união</p>	<p>EXL 149010 Gabarit perfil canto</p>	<p>EXL 149011 Gabarito perfil enc. central</p>	<p>EXL 149013 Casquilho</p>
--	--	--	---------------------------------

<p>EXL 149007 Fresa F5 Asas Laterais</p>	<p>EXL 149009 Fresa F6 Perfil Rodas</p>	<p>EXL 149008 Fresa F7 Perfis Centrais</p>
--	---	--

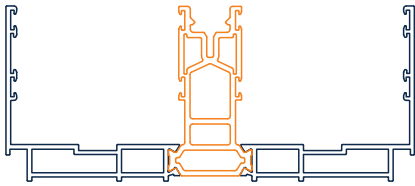
<p>EXL TSC140A Cunho S.140</p>
------------------------------------

# S.140 - Invisible Plus

*minimalista free floor*



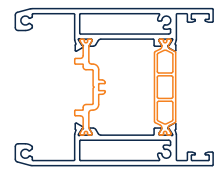
S.140.500



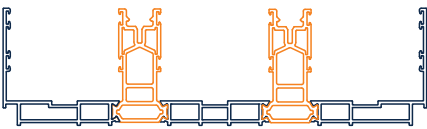
S.140.520



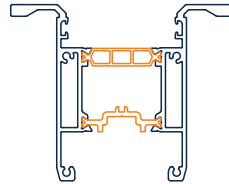
S.140.530



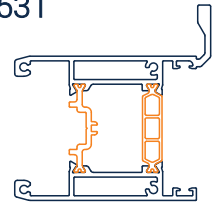
S.140.501



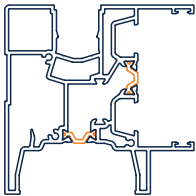
S.140.521



S.140.531



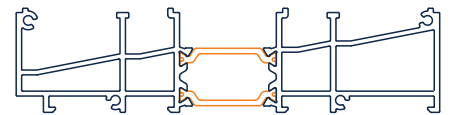
S.140.510



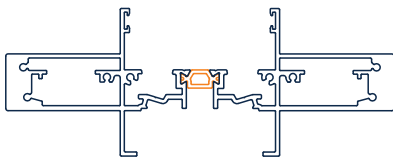
S.140.522



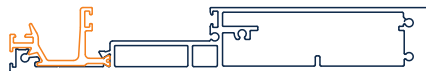
S.140.550



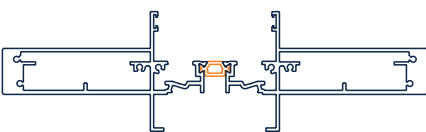
S.140.511



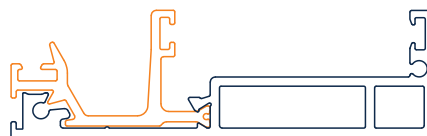
S.140.523



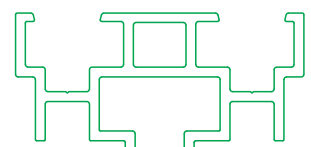
S.140.512



S.140.524



S.140.140

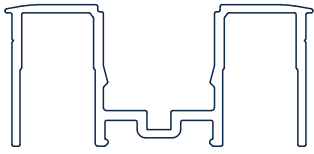


# S.140 - Invisible Plus

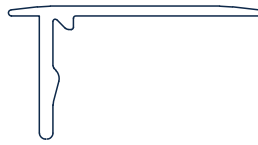
minimalista free floor



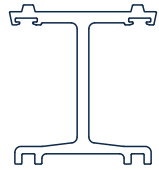
S.140.107



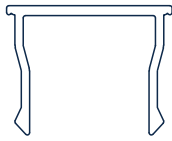
S.140.120



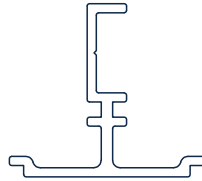
S.140.127



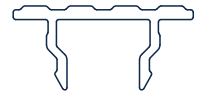
S.140.108



S.140.121



S.140.128



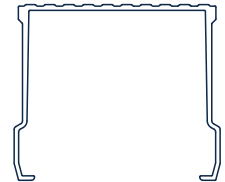
S.140.109



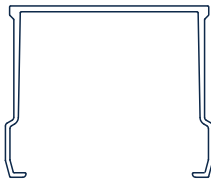
S.140.122



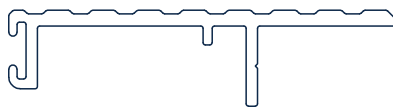
S.140.129



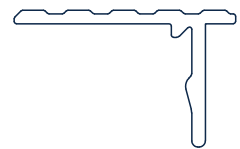
S.140.111



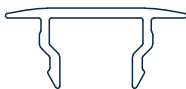
S.140.123



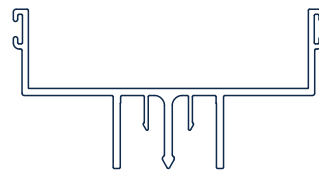
S.140.130



S.140.112



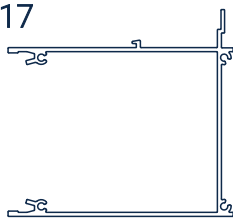
S.140.124



S.140.135



S.140.117



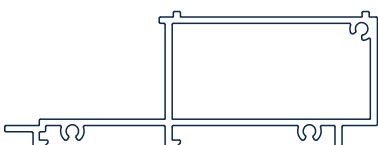
S.140.125




B.40 x 5



S.140.118



S.140.126



B.70 x 5



# S.140 - *Invisible Plus*

---

*minimalista free floor*

